

Delay On Make

TDML, TDM, TDMH Series

Time Delay Relay



5

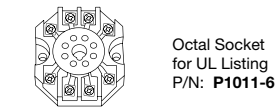
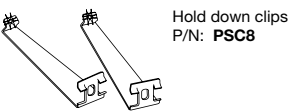
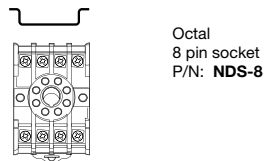
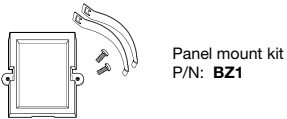
- Switch Settable Time Delay
- Three Time Ranges from 100 ms ... 10,230 s
- +/-0.1% Repeat Accuracy
- +/-2% Setting Accuracy
- DPDT, 10 A Output Contacts
- LED Indication

Approvals:

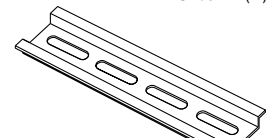


** 8 pin models used in combination with P1011-6 socket only.

Accessories



DIN rail P/Ns:
C103PM (Al)



See accessory pages for specifications.

Description

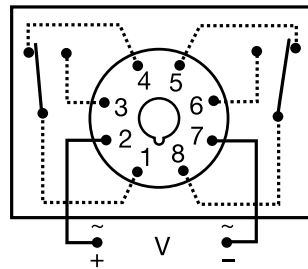
The TDM Series is a delay on make timer that combines accurate digital circuitry with isolated DPDT relay contacts in an industry standard 8 pin plug-in package. DIP switch adjustment allows precise selection of the time delay over the full time delay range. The TDM Series is the product of choice for custom control panel and OEM designers.

Operation

Upon application of input voltage, the time delay begins. The output is de-energized before and during the time delay. At the end of the time delay, the output relay energizes and remains energized until input voltage is removed.

Reset: Removing input voltage resets the time delay and output.

Connection



Relay contacts are isolated. Dashed lines are internal connections.

Available Models-

- | | | |
|------------|-----------|------------|
| •TDMH120AL | TDMH12DL | TDMH230AL |
| •TDMH24AL | TDMH24DL | •TDML110DL |
| •TDML120AL | •TDML12DL | •TDML24DL |
| •TDM120AL | •TDM12DL | •TDM230AL |
| •TDM24AL | •TDM24DL | |

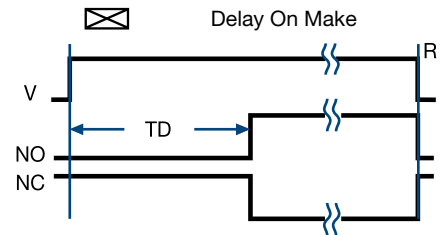
Don't see what you need? Call us for a minimum quantity and price quote!

Ordering Table

X	Series/Time Range	X	Input	X	LED Indication
	• TDML - 0.1 ... 102.3 s in 0.1 s increments		• 12D - 12 V DC		
	• TDM - 1 ... 1023 s in 1 s increments		• 24A - 24 V AC		
	• TDMH - 10 ... 10,230 s in 10 s increments		• 24D - 24 V DC/28 V DC		
			• 110D - 110 V DC		
			• 120A - 120 V AC		
			• 230A - 230 V AC		

Example P/N: **TDM120AL**

Function



V = Voltage TD = Time Delay R = Reset
NO = Normally Open NC = Normally Closed
— = Undefined time

Delay On Make

TDML, TDM, TDMH Series


Time Delay Relay

Dedicated
timers

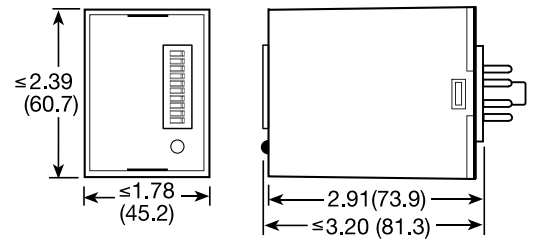
Technical Data

Time Delay Type Range* Repeat Accuracy Setting Accuracy Reset Time Recycle Time Time Delay vs. Temperature & Voltage Indicator Input Voltage Tolerance 12 V DC & 24 V DC/AC 110 V AC/DC ... 230 V AC Frequency Power Consumption Output Type Form Rating Life	Digital integrated circuitry 0.1 ... 102.3 s in 0.1 s increments 1 ... 1023 s in 1 s increments 10 ... 10,230 s in 10 s increments +/-0.1% or 20 ms, whichever is greater +/-2% or 50 ms, whichever is greater ≤ 50 ms During Timing -- TDMH: ≤ 500 ms TDM, TDML: ≤ 300 ms +/-2% LED glows during timing; relay is de-energized	*For CE approved applications, power must be removed from the unit when a switch position is changed.
Protection Polarity Isolation Voltage Mechanical Mounting Package Termination Environmental Operating Temperature Storage Temperature Weight	DC units are reverse polarity protected ≥ 1500 V RMS input to output Plug-in socket 3.2 x 2.4 x 1.8 in. (81.3 x 60.7 x 45.2 mm) Standard octal plug (8 Pin)	

5



Mechanical View



Inches (Millimeters)